

DA062X DA063X DA060X DA100X

Automatic Nucleic Acid Extraction and Purification Solutions (Magnetic Bead)

Extensive applications, classic and trustworthy.

Automatic Nucleic Acid Extraction and Purification Solutions (Magnetic Bead)

Features



Simple and convenient to operate

2-3 steps from sample handling to extraction instrument



Rapid and high-efficiency

Handling 96 samples within 17 minutes with magnetic bead fast extraction reagent



Safe and non-toxic

No phenol or chloroform, environmental friendly and healthy

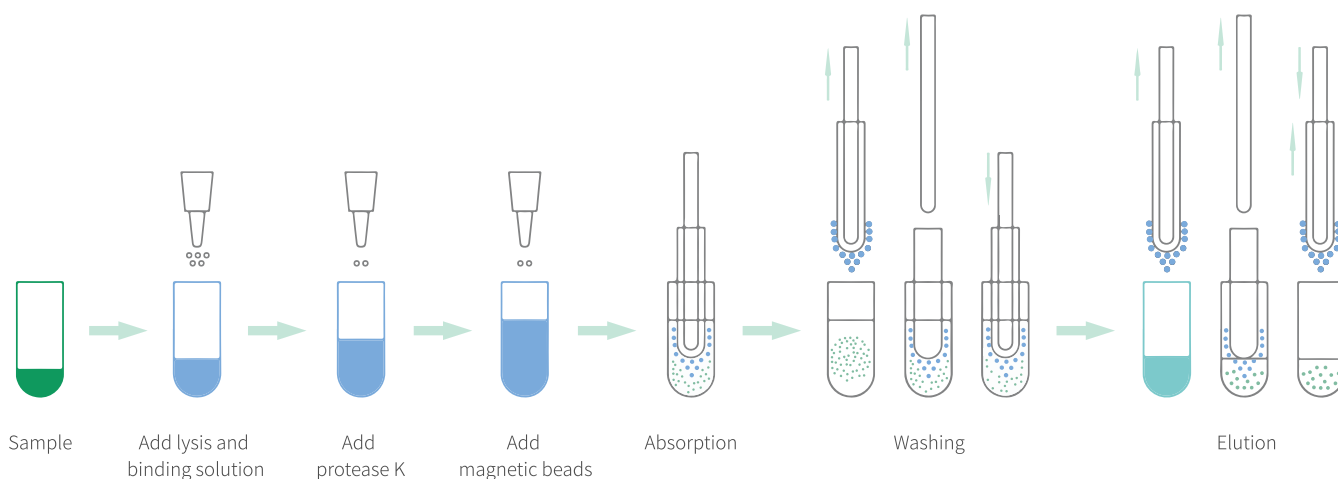


Compatible with wide range of sample type


Such as whole blood, serum, plasma, all kinds of swabs, secretion, sputum, tissue, bronchoalveolar lavage fluid, etc.

Principle

The nucleic acid extraction and purification is performed in four steps—lysis, binding, washing and elution. Under the action of lysis buffer, the cell is cracked and the nucleic acid is released. The released nucleic acid binds to the magnetic beads while contaminants pass through. PCR inhibitors, such as divalent cations and proteins are completely removed in wash steps, leaving pure nucleic acid to be eluted in buffer provided with the kit.




Procedure



Compatible Instrument



Smart 32



DA3500



Stream SP96



Swift 96

Application

Whole-genome DNA

- Personalized drug detection
- Genetic disease Detection
- Others

DNA Pathogens

- HBV
- HPV
- NG
- HSV
- Adenovirus
- Others

RNA Pathogens

- 2019-nCoV
- HCV
- Flu
- HIV
- RSV
- Ca16, Ev71
- Others

Tumor Detection

- Tumor targeted drugs detection
- Chemotherapy drug sensitivity test
- Others

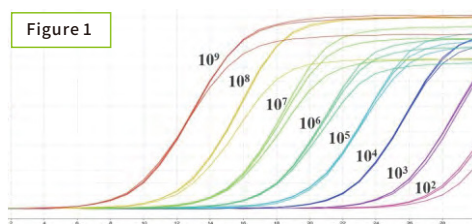
Free DNA

- Tumor ctDNA detection
- Non-invasive Prenatal Screening
- Others

Performance

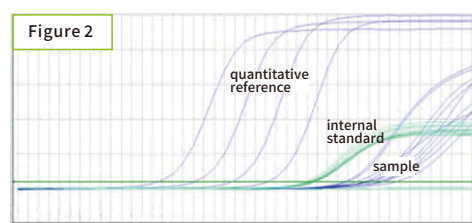
High sensitivity, wide linear range

Figure 1. Extracted HBV samples nucleic acid with concentration from 100 IU/ML to 1.0E+09 IU/ML respectively with Daan nucleic acid extraction reagent kit. The samples proceed to FQ-PCR. The result shows that the amplification rate of extraction within these concentrations is highly efficient. The amplification performances for high, medium and low concentration are well.



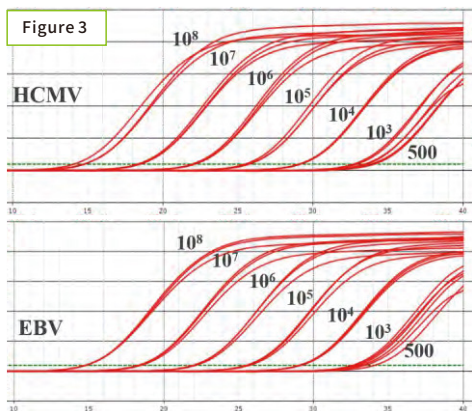
High nucleic acid extraction rate, good linear correlation

Figure 2. Extracted HBV samples nucleic acid with different concentration respectively with Daan nucleic acid extraction reagent kit (extracted positive quantitative reference simultaneously). The samples proceed to FQ-PCR. The result shows that the amplification rates of samples and internal standard are similar. The reproducibility of the extracted positive quantitative reference is good with stable plateau and high linear correlation ($R^2 > 0.9999$).



Stable amplification, high repeatability of linear

Figure 3. Extracted HCMV and EBV samples nucleic acid with the concentration from 500 IU/ML to 1.0E+08 IU/ML respectively by using Daan nucleic acid extraction reagent kit, the samples proceed to FQ-PCR. The result shows that the amplification rate is stable, plateau is consistent and repeatability of linear is high.



High purity	The rate of OD260/OD280 is between 1.8-2.0 (human genome nucleic acid)
High acquisition rate	The recycle rate of magnetic beads is up to 99%
Good repeatability	CV less than 5%
Wide range of applications	The extracted nucleic acid meets the molecular detection requirement of PCR, probe hybridization, electrophoresis, sequencing, etc.

Comparable or better performance compared with similar products

Figure 4. Compared with product of a famous brand (Company A).
The result shows that the CT values of high, medium, and low concentration extraction by using Daan reagent kit are consistent or smaller. The repeatability is good, especially in the amplification of the medium and low concentration extracts.

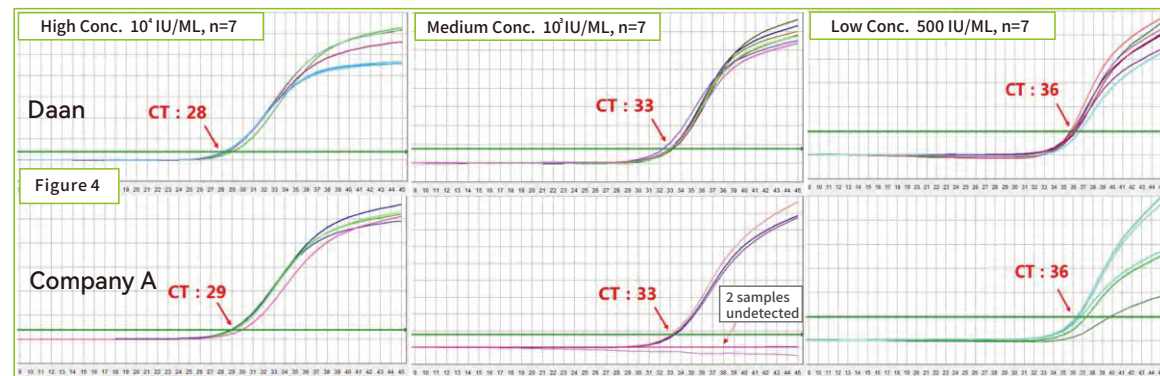


Figure 5. Compared with extraction reagent kits of Company A.
Extracted HBV, HCV, Flu, HFMD or other virus pathogens nucleic acid by using Daan extraction reagent kits. Some of the CT values of amplification extracts are consistent, some are smaller.

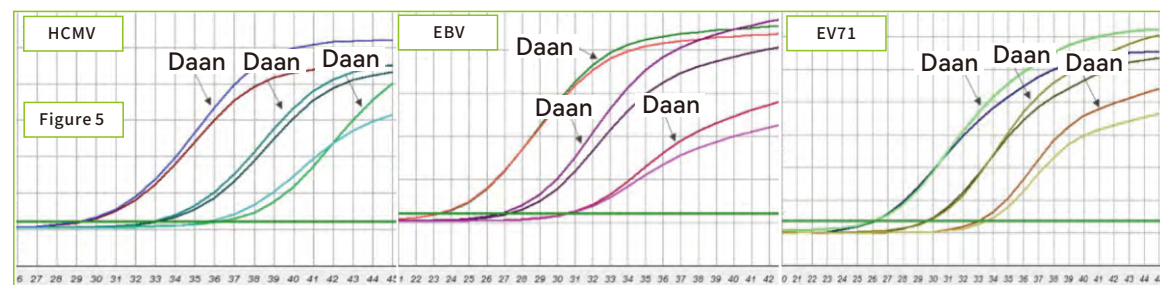
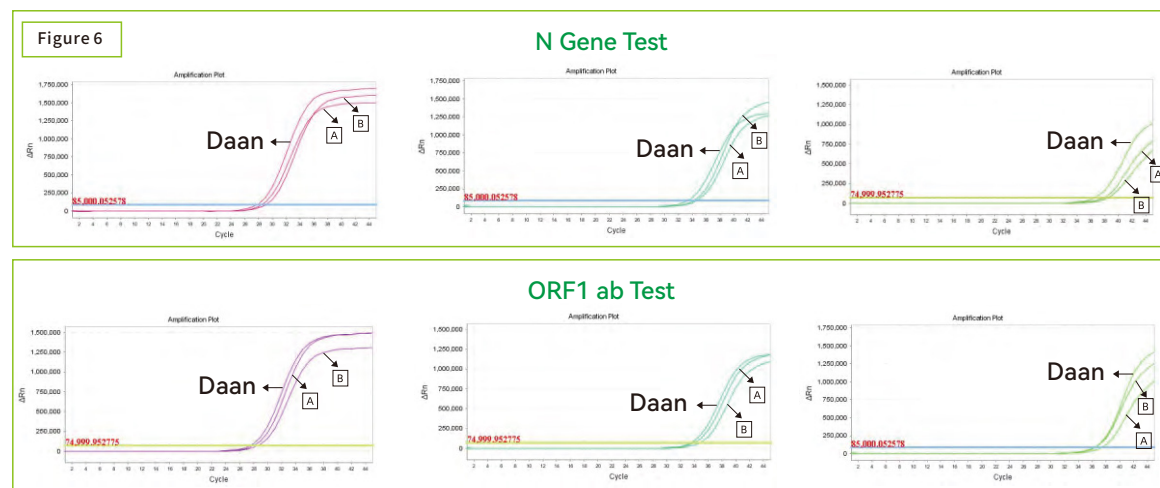


Figure 6. Compared with 2019-nCoV fast extraction reagent kit of Company A and Company B.
Extracted B. Extracted high, medium, and low concentration of 2019-nCoV nucleic acid respectively with Daan fast extraction reagent kit. The result shows that the CT values of amplification extracts are smaller or consistent.



Order Information

Description	Specification (Test/Kit)	Sample Type	Pre-package Compatibility	Certificate
DA062X Nucleic Acid Isolation or Purification Reagent	Large package, 96 test/kit Pre-packaged, 32 test/kit	Whole blood, serum, plasma, secretion, exfoliated cell, bone marrow, urine, fecal samples, sputum and bronchoalveolar lavage fluid	Smart32, Stream SP96	CE NMPA
DA063X RNA/DNA Purification Kit (Magnetic Bead)	Large package, 20 test/kit Large package, 96 test/kit Pre-packaged, 20 test/kit Pre-packaged, 32 test/kit	Serum, plasma, cervical exfoliated cells, throat swab, nasopharyngeal secretion, sputum, bronchoalveolar lavage fluid	Smart32, Stream SP96	CE NMPA
DA060X Nucleic Acid Extraction Kit	Large package, 96 test/kit Large package, 480 test/kit Pre-packaged, 20 test/kit Pre-packaged, 32 test/kit Pre-packaged, 96 test/kit	Sputum, bronchoalveolar lavage fluid, oropharyngeal swab, nasopharyngeal secretion, saliva	Smart32, Stream SP96	CE NMPA
DA100X Nucleic Acid Extraction Kit	Large package, 96 test/kit Large package, 480 test/kit Pre-packaged, 20 test/kit Pre-packaged, 32 test/kit Pre-packaged, 96 test/kit	Serum, plasma, whole blood, cervical exfoliated cells, throat swab, nasopharyngeal secretion, sputum, saliva	Swift 96	CE NMPA
DA016X Nucleic Acid Test Kit for HBV HCV HIV	Mixed/Separated Specimen 48 tests/kit, Mixed/Separated Specimen 12 tests/kit, Mixed/Separated Specimen 24 tests/kit, Pre-packaged 24 tests/kit	Serum or plasma	DA3500, DA3500S	NMPA

Daan Gene Co., Ltd.

CHINA (Headquarters)

📍 **Add.:** No.19, Xiangshan Road, Science Park, High & New Technology Development District, Guangzhou, Guangdong, P.R. China
 ☎ **Tel.:** +86-20-32068126
 📠 **Fax:** +86-20-32068352
 ✉ **Email:** marketing@daangene.com

CANADA office

📍 **Add.:** #413-4538 Kingsway, Burnaby, BC V5H 4T9, Canada
 ☎ **Tel.:** +16044517588
 📠 **Fax:** +604451.7587
 ✉ **Email:** gbai@daangene.net

COLOMBIA office

📍 **Add.:** Cl 93 No.16 46 Of 702, Bogotá D.C.
 ☎ **Tel.:** +57 3103940417
 ✉ **Email:** alonso.zheng@daangene.net

🌐 **Website:** <https://en.daangene.com/>

